



Historic England

Conservation and Management of War Memorial Landscapes



War Memorials Trust

THE
GARDENS
TRUST

This guidance is one of two Historic England publications on the care of war memorials. *Conservation, Repair and Management of War Memorials* provides guidance on the assessment, planning and implementation of conservation work and advice on their on-going maintenance and protection. It also provides advice on stone, metal, timber, and brick memorials and inscriptions.

Historic England's *Introduction to Heritage Assets: War Memorial Parks and Gardens* provides briefing on the different types of sites and their characteristics.

This guidance was originally developed by Liz Lake Associates, War Memorials Trust, Jonathan Lovie at the Garden History Society (now The Gardens Trust) in partnership with English Heritage and Historic Scotland. This edition has been updated by Jenifer White, Historic England.

The guidance refers to other publications; the web links for these are given in the [References](#) section.

First published by War Memorials Trust 2012.
This edition published by Historic England January 2016.

All images © Historic England unless otherwise stated.

[HistoricEngland.org.uk/warmemorials](https://www.historicengland.org.uk/warmemorials)

Front cover:

Sunday afternoon in the War Memorial
Gardens, Bourne, Lincolnshire.
© Rex Needle and licensed for reuse under the Creative
Commons Licence.

Summary

War memorials are important features of our cities, towns and villages. In the aftermath of the war many communities, families and individuals also chose to dedicate gardens, parks, playing fields and other open spaces as living and useful memorials or peace tributes.

One hundred years on from the First World War, many communities are interested in conserving their war memorials. The memorials are very diverse. This guidance is intended for everyone interested in the care and upkeep of the gardens or setting of war memorials, and also parks and green spaces dedicated as memorials.

This guidance focuses on two main types of war memorial landscapes:

- Gardens and the setting of war memorials
- The diverse range of gardens, parks, and other designed landscapes dedicated as war memorials and often simplified in the text as ‘parks and green spaces’

Recreation grounds and playing fields may be laid out as simple sites but many do include features like memorial gates, a pavilion, a bench and changing rooms, or trees planted in memory of individual servicemen. Other features like avenues, woodlands, and open countryside may also be dedicated as war memorials.

The shared aim for all memorial landscapes projects is to ensure the dedication is honoured and conserved. The guidance provides an overview of how to plan projects. It aims to address queries often raised by volunteers, and draws on the experience of public parks and garden restoration projects.

Contents

1	Definition	1	5	Landscape Design and Planting	18
1.1	What is a war memorial?	1	5.1	Landscape design of war memorials	18
1.2	War memorial databases	2	5.2	Planting styles.....	20
1.3	Monuments in cemeteries and churchyards, and the Commonwealth War Graves.....	2	5.3	The symbolism of plants and trees	22
2	Best Practice	3	6	Carrying Out a Landscape Project.....	24
2.1	Key steps	3	6.1	Stage one: understanding the significance of the memorial	24
2.2	The roles of volunteers and professionals	4	6.2	Stage two: planning a project.....	29
3	Historical Development.....	5	6.3	Stage three: putting the plan into practice	35
3.1	Fitting tributes	5	6.4	Stage four: how to keep going for the next 100 years	37
3.2	New parks and green spaces for sport and recreation	7	7	Funding.....	39
3.3	Memorial gardens	7	8	References	41
4	Ownership, Protection and Planning Controls.....	11	8.1	Historic England	41
4.1	Ownership	11	8.2	War Memorials Trust.....	41
4.2	Historic environment designations.....	13	8.3	Other publications and references.....	42
4.3	Trees, wildlife and habitat designations	15	9	Where to Get Advice.....	44
4.4	Other designations	16	9.1	Useful organisations.....	44
			9.2	Contact Historic England	47
			9.3	Acknowledgements	47

1 Definition

1.1 What is a war memorial?

[War Memorials Trust \(WMT\)](#) defines a war memorial as ‘any physical object created, erected or installed to commemorate those involved in or affected by a conflict or war’. WMT’s definition is deliberately broad to include the many

different types of commemorations including parks, gardens, recreation and playing fields, avenues and land dedicated as open space. [War Memorials Online](#) illustrates the range of types of memorials. In any one place there may be several dedicated memorials, from a monument to a church window or a line of trees.



As well as First World War memorials, there are many others such as the South African War Memorial in this historic postcard of West View Park, Halifax, West Yorkshire.

1.2 War memorial databases

War Memorials Trust manages [War Memorials Online](#) which seeks to create a greater understanding of the condition of all war memorials in the UK. The public can upload photographs and information to the website as well as use the report systems to alert War Memorials Trust to concerns about individual memorials.

The Imperial War Museum is compiling the [War Memorials Register](#). The archive is intended to be a comprehensive record of war memorials in the UK and the names they commemorate. The archive holds records for over 66,000 memorials in the UK, Channel Islands and Isle of Man. Memorials to members of the armed forces, civilians and animals from all wars are included. It also includes memorials to those who died in service as a result of accident or disease.

1.3 Monuments in cemeteries and churchyards, and the Commonwealth War Graves

Many other historic designed landscapes, notably cemeteries, include war memorials and war graves.

Historic England publishes guidance on the conservation of cemeteries as designed landscapes, and graveyard and cemetery monuments (see [References](#) and [Where to Get Advice](#)).

Official First and Second World War graves and cemeteries are looked after by the Commonwealth War Graves Commission. Further information on the role and work of the Commission is available on their [website](#).



Commonwealth War Graves Commission's memorial at Greenwich Cemetery, London.

2 Best Practice

2.1 Key steps

Set up in the years after the First World War, war memorial gardens, and the garden settings of war memorials, and other dedicated memorial landscapes are now approaching 100 years old. The trees and shrubs have matured and the original landscape features like walls and paving are ageing. Some of the landscape designs will have been modified by later generations. Some will have been altered to make way for developments such as road widening. Later memorials to commemorate the Second World War, and later wars and conflicts, may have been added. If there is no formal memorial, the history and significance of the site may have been forgotten too.

The aim of conservation is to preserve the historic significance of the design and its original features, and to improve the condition and long-term management of the site so that future generations can continue to enjoy and appreciate it.

Repairing and conserving war memorial landscapes:

- Researching the history of the war memorial landscape or the dedicated site to tease out and understand its design and layout
- Identifying any designations or other restrictions
- Assessing the condition of the site
- Identifying the work needed
- Planning the work and who does what
- Programming the long-term maintenance and management of the site

2.2 The roles of volunteers and professionals

Volunteers have an important role in maintaining the continuity of local involvement in memorials, parks and other landscapes. These important green spaces were often initiated and developed by volunteers at the end of the First World War. As in the past, volunteers are invaluable in helping to raise funds. They are often the ones who carry out much of the research necessary for planning the repair and conservation of the war memorial. Volunteers are also often crucial to the practical management and upkeep of the memorial landscapes. They can help with regular monitoring of the memorial and the production and updating of condition surveys and site management plans.

War Memorials Trust's helpsheet [Starting a War Memorial Restoration Project](#) provides a useful summary about forming a group of volunteers. There are also volunteer groups that can help with setting up a new local group and issues like insurance cover and health and safety.

The [National Federation of Parks and Gardens](#) represents over 5000 local friends groups. Similarly the [National Federation of Cemetery Friends](#) brings together expertise and skills on cemeteries. Other groups such as [The Conservation Volunteers](#) (TCV) help people reclaim local green places. They can either run their own environmental projects or work through a network of 2,000 community groups. TCV is able to offer members of their Community Network access to competitive insurance. The individual county gardens trusts (see [The Gardens Trust website](#)) and other local history groups can advise on research and interpretation. The [Where to Get Advice](#) section provides contact details.

Many aspects of the repair and maintenance of war memorial monuments, especially those involving complex structures, require professional involvement. Architects or surveyors are needed to inspect larger or more sensitive structures. In cases of structural instability, the services of a structural engineer will also be required.

Specialist conservators should be engaged to evaluate the condition of the materials, and carry out and supervise complex treatments. Excellent practical skills and thorough knowledge of the materials are essential to carry out repairs to the required standard, so craftsmen and conservators with suitable experience should always be used. Further advice is given in [The Conservation, Repair and Management of War Memorials](#).

Some landscaping work may also require professional help. An [Arboricultural Association](#) registered consultant or tree surgeon should always be sought to carry out works to any trees.



War memorials take many forms, such as this Garden of Remembrance at Amersham Old Town, Buckinghamshire.

3 Historical Development

3.1 Fitting tributes

In striving to find fitting memorials to the fallen of the First World War, many communities looked to create public parks, gardens, playing fields and features such as avenues as living tributes and positive improvements for future generations. Individuals and families also offered new green

spaces or dedicated public access to landmarks as tributes to their own sons and brothers killed in action. The development of new green spaces was in step with other memorials such as new hospitals, libraries and reading rooms, community halls, housing, and employment schemes such as afforestation.



The Towneley Park memorial inscription records that the garden of remembrance was provided by the townspeople of Burnley, Greater Manchester.

© David Dixon and licensed for reuse under the Creative Commons Licence.



Top

Memorials include schemes like Westfield War Memorial Village by the landscape architect Thomas Mawson.

Bottom left

War Memorial Park, Romsey, Hampshire, opened in 1920. The bandstand was restored in 2002.

© Jim Champion and licensed for reuse under the Creative Commons Licence.

Bottom right

The Recreation Ground gates at St Briavels, Gloucestershire.

© John Billinger and licensed for reuse under the Creative Commons Licence.

3.2 New parks and green spaces for sport and recreation

Awareness of the importance of health, diet, hygiene and sanitation had grown enormously since the 1870s. By the turn of the 20th century, these ideas and the benefits of sun, fresh air and exercise were well established in the design of housing and schools. Healthy living was at the heart of the new garden city and garden suburb developments and gardens, allotments, public green spaces and sports facilities were provided. Reflecting the growing interest and demand for outdoor sports and recreation, many towns began to develop smaller local parks and green spaces to complement the large municipal parks.

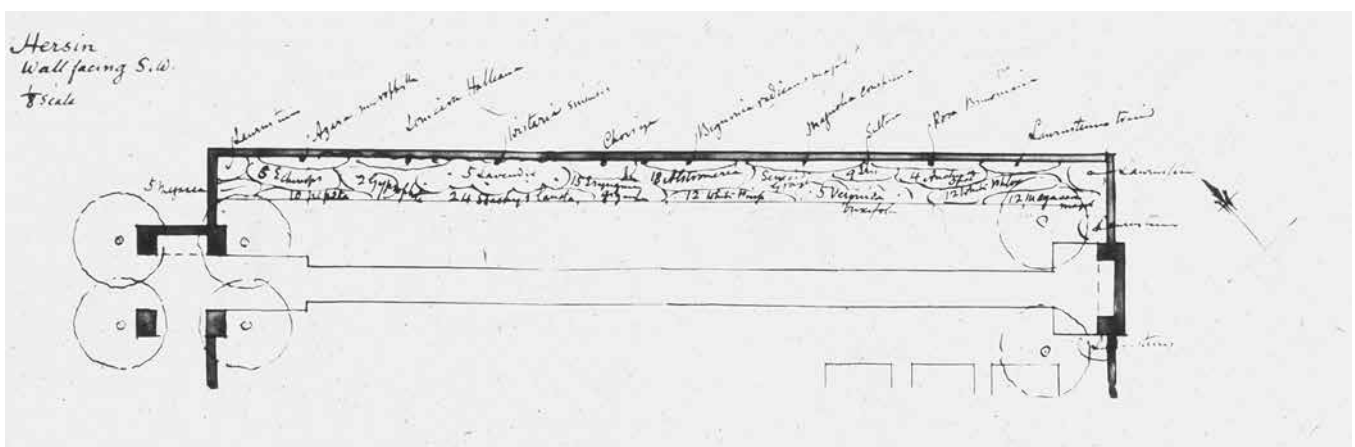
The memorial landscapes strongly reflect these pre-1914 ideas, and often the new memorial parks and green spaces are community aspirations for new sites dating from before the war. The interest in outdoors sports and recreation grew further and became an important driver in creating new green spaces as memorials. The National Playing Fields Association, now known as [Fields in Trust](#), was formed in 1925 to champion ‘the vital importance of playing fields to the physical, moral and mental welfare of the youth of the country’. Other groups such as The Ramblers (1931) and the Youth Hostels Association (1930) also date from this era.

Communities could draw on a wealth of 19th century public park development experience, and for the bigger sites the local authority’s surveyor was often called on to design and construct the new park.

3.3 Memorial gardens

As well as new parks and sports grounds, many communities chose to develop new public gardens to mark the end of the war. Even where the decision was to erect a monument, communities had to think about the siting of the new monument and a fitting landscaping.

Prior to the First World War, Edwardian garden design had looked to Italy for inspiration. The pergolas, loggias and terraces which were intended to evoke the Mediterranean also appeared in contemporary public parks and gardens. The Arts & Crafts Movement was hugely influential from the 1890s onwards. The profusion of readily available garden literature and magazine articles by gardeners such as William Robinson (1838-1935) and Gertrude Jekyll (1843–1932) promulgated these ideas, and provided inspiration and technical advice on developing new gardens. Writers like Robinson and Lawrence Weaver published books specifically on memorials and memorialisation.



An extract from Gertrude Jekyll’s planting plan for the Hersin Cemetery, France.



Top

The 1929 walled Garden of Remembrance in Enfield's Broomfield Park, London.

© Christine Matthews and licensed for reuse under the Creative Commons Licence.

Bottom left

The Remembrance Garden at Hassocks, Sussex, was laid out in the Arts & Crafts style.

Bottom right

The 1927 loggia at Middleton Garden of Remembrance, Greater Manchester.

By Rept0n1x, licensed for reuse under the Creative Commons Licence.



Top

At Coventry, Warwickshire, the War Memorial Park included a 1930s rock garden, reputedly designed by Percy Cane.

Left

The paving, edging and low hedge of the Chesham, Buckinghamshire, war memorial are typical period landscaping details.

Many of the war memorial parks and garden designs are based on these Edwardian and Arts & Crafts ideas even though many gardens are developed in the 1920s. The Arts & Crafts planting with its cottage garden character was often adopted for its association with 'home' and England.

There was also another important influence. In laying out the battlefield cemeteries, the Imperial War Graves Commission (now the [Commonwealth War Graves Commission](#)) established a new aesthetic for memorialisation. The garden setting was an important part of the

tribute. Early on in planning the cemeteries, it was recognised that the architects should work closely with horticultural experts. The Commission's horticultural advisor, Arthur Hill from the Royal Botanic Gardens at Kew, planted the cemeteries to evoke a 'cheerful and pleasant' English garden with lots of flowers. Jekyll was also informally involved in the design of the cemeteries through her friend and the Commission's architect, Edwin Lutyens (1869–1944). The Commission's team of architects was expanded to include Reginald Blomfield (1856–1942) who was recommended for his 'special study of designing gardens' and there are a number of war memorials and



The Commonwealth War Graves Commission planting style and maintenance standards on show at the English Cemetery, Cannock Chase, Staffordshire.

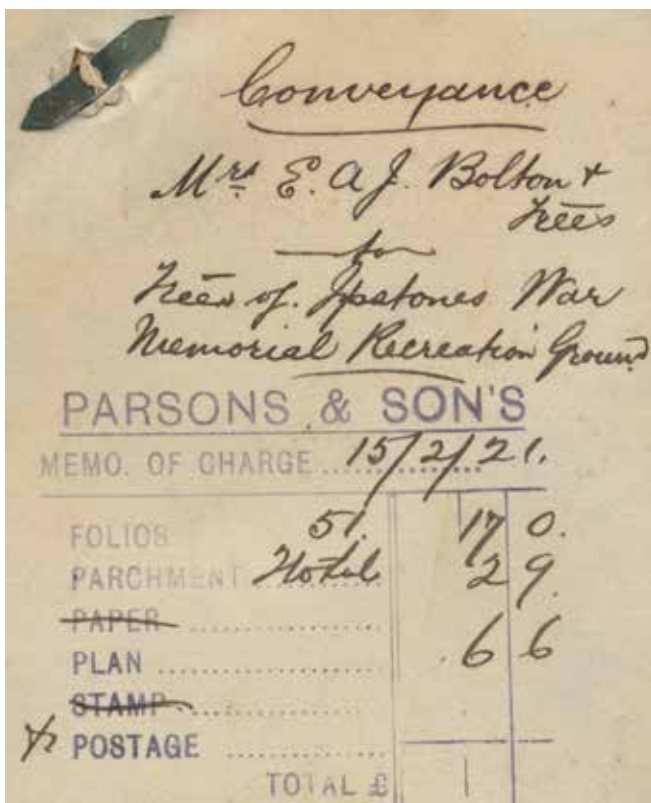
settings designed by him in England. Although the influences and associations remain unclear, the Commission adopted the Arts & Crafts planting style too.

Locally initiated, it often took time for communities to raise funds for the purchase of land and then the installation of park facilities such as pavilions, gates and changing rooms. Some landscape designs reflect these new tastes emerging after 1920 including Art Deco and Modernism. Popular inter-war features included rock gardens and crazy paving, and new hybrid varieties of roses and other plants.

Introduction to Heritage Assets: War Memorial Parks and Gardens provides an overview of the various types of landscape memorials and the development of ideas from the First World War to the Second World War. Memorial landscape design continues to evolve. The National Memorial Arboretum, Staffordshire, was set up in 1994 as a 'living tribute that will forever acknowledge the personal sacrifices made by the Armed Forces and civil services'.

4 Ownership, Protection and Planning Controls

War memorial landscapes are subject to legislation and planning controls just like any other land.



A 1921 conveyance document for Ipstone Recreation Ground, Staffordshire.
© Staffordshire Record Office.

4.1 Ownership

One of the first tasks is to establish who owns the memorial landscape and who looks after it. Land is usually owned by someone and memorial landscapes are no exception. The owner may have put restrictive covenants on the land to ensure certain activities do or do not happen. Permission from the owner should always be granted before undertaking a project.

After the end of the First World War, communities wanting to establish a memorial park or green space had to first raise the funds to buy the land and pay for the layout. Fundraising often spanned many years with new features such as a pavilion added as and when money had been secured. Often the ownership and management of these memorial landscapes was either formally transferred to or informally taken on by the local council, community group or church. The War Memorials (Local Authorities' Powers) Act 1923 (and subsequent amendments) empowered local authorities, and later parish councils, to use public money for the maintenance, protection and repair of war memorials. However, it should be noted there is no legal requirement for an organisation to take on the responsibility for a war memorial.

The ownership and management of the site may be recorded on the [War Memorials Online](#) or the [War Memorials Register](#) otherwise the local council may be able to help identify who is responsible for it. If the ownership is unclear, research into local historic records, meeting minutes and newspapers can help tease out the ownership history. The [Land Registry](#) is a good starting point if ownership is unknown. War Memorials Trust has a helpsheet on [Ownership of war memorials](#).

In cemeteries and churchyards, you will often find war graves with their distinctive simple headstones. These, and other war graves, are looked after by the [Commonwealth War Graves Commission](#).

Future ownership may be an issue that needs to be addressed. Charitable status may be one option. The [Fields in Trust](#) charity can provide further advice.



At Walsall, West Midlands, memorial gardens designed by Geoffrey Jellicoe commemorate both World Wars. The gardens are registered.

4.2 Historic environment designations

Memorial landscapes may be protected by statutory designations – listed buildings, registered parks and gardens, and scheduled monuments. Designations for individual sites can be looked up on the [National Heritage List for England](#).

	All memorials	Memorials that are Listed Buildings or near Listed Buildings	Memorials that are Scheduled Monuments or within a scheduled area
Type of legal consent	Planning Permission	Listed Building Consent	Scheduled Monument Consent (SMC)
Who is responsible for issuing the consent?	Local Planning Authority	Local Planning Authority	Historic England
When is consent needed?	Works which constitute development defined as ‘the carrying out of building or engineering or other operations in on under or over land or making of any materials change in the use or any building or other land’. This includes putting up new structures, rebuilding, alterations or additions to structures and demolition within a conservation area	Works that would affect the special architectural or historic character of a listed building or structure. Even if a memorial is not listed in its own right, it could be within the curtilage of a listed building. This means it has been within the grounds of the building since before July 1948. If it is considered within the curtilage, it is treated the same as if it was listed in its own right	Any works that would affect the special character of the monument. This consent takes precedence if a monument is also listed
Examples of types of work	Construction of new elements/ materials, relocation	Relocation, new work, alterations	Virtually all work, including maintenance
When is consent not needed?	Maintenance work that does not materially affect the appearance	Maintenance and like-for-like repairs unless they affect the character of the structure. Ecclesiastical exemption for certain denominations	Any work is likely to require SMC
Advice available from	Local Planning Authority	Local Planning Authority Conservation Officer	Historic England

Table 1

Summary of the types of consents that may apply to war memorials.

Listed Buildings

Many war memorial monuments and structures are listed. The setting of these war memorials is likely to be considered as curtilage and included in the listing controls. In parks and gardens, there may be individual features that are listed such as a memorial gate or pavilion. Listed Building Consent helps ensure that any proposed changes maintain a monument's significance and that appropriate methods and materials are used in any repairs (see Table 1). Many more memorials will be added to the National Heritage List as part of the First World War centenary commemorations and Historic England has published [Listing War Memorials in England – a Guide for Volunteers](#).

Register of Parks and Gardens

A few war memorial landscapes are also designated as registered parks and gardens of special historic interest. Unlike listing, registration does not confer any controls but the designation is taken into consideration in assessing planning applications (see Table 1). Like the monuments and structures, the most important designed landscapes will be considered for registration and added to the National Heritage List.

Scheduled Monuments

The range of war memorials is vast. Some memorial dedications took the form of public access to landmark archaeological features and their settings. Nationally important features are designated as scheduled monuments. Scheduled Monument Consent must be obtained before any work, even maintenance, is undertaken on these highly sensitive sites (see Table 1).

Local Lists

As well as the national designations, war memorial landscapes could also be included in local authority non-statutory local lists. These lists help inform planning decisions about changes that may affect important local features.

Conservation Areas

War memorials can also be included in Conservation Areas designated by local planning authorities. Whether or not the memorials are listed or registered, the local planning authority would need to be consulted on changes in these designated areas.



Top

Leicester's Grade I listed Arch of Remembrance was designed by Lutyens. The Arch and the Memorial Approach are part of the Grade II registered Victoria Park.

Bottom

The Grade II listed war memorial and the Redheugh Gardens are part of Hartlepool's Headland conservation area, Cleveland.



Left

A tree planted to mark the end of the Second World War at Langcliffe, Yorkshire.
© Jenifer White



Right

The Tree Cathedral, a war memorial at Whipsnade, Bedfordshire.
© Sheila Russell and licensed for reuse under the Creative Commons Licence.

4.3 Trees, wildlife and habitat designations

Trees

Trees valued as amenity features may be subject to Tree Preservation Orders (TPOs) or Conservation Area controls. More information is provided on the Government's [Planning Portal](#). If substantial tree felling is required a felling licence from the Forestry Commission may be needed. The Forestry Commission publishes an [online leaflet](#) about felling licences. The local authority tree officer's advice should be sought early on in project planning.

Wildlife and habitats

War memorial landscapes whether in towns or the countryside may be important for wildlife and habitats. Wildlife habitats are protected by a range of designations from international to national and local:

- Special Areas of Conservation
- Special Protection Areas
- Ramsar Sites
- Sites of Special Scientific Interest (SSSI)
- National Nature Reserves
- Local Wildlife Sites

Natural England provides briefing on its [website](#) about each designation and permitted operations. The designations are mapped on the Government's natural environment geographic information [website](#).

Some species, and nesting birds, and their habitats are also protected by law and any work that might affect these animals requires a licence. The Government's [website](#) provides further information.

Examples of protected species include:

- Bats
- Dormice
- Otters
- Great Crested Newts
- Badgers
- Water Voles
- Reptiles
- Barn Owls

4.4 Other designations

War memorial landscapes could be subject to other designations and the implications of each designation needs to be considered in the conservation and long-term management of the site. The local authority planning department will be able to help identify any designations:

- Green Belt
- National Park
- Area of Outstanding Natural Beauty (AONB)
- World Heritage Site
- Local green space designation
- Registered Battlefield
- Common Land
- Registered Village Green
- Public Rights of Way
- Highway land



The Chesham Bois memorial fountain, Buckinghamshire, stands at the junction of two roads.



Top

The Port Sunlight war memorial, Wirral, stands at the crossing of the model village's cruciform central gardens.

Bottom

Berkhamsted Common, in the Chilterns AONB, Hertfordshire, was used as a training camp for the Inns of Courts Officers Training Corp.

5 Landscape Design and Planting

5.1 Landscape design of war memorials

The setting and landscaping of the new war memorials would have been carefully considered as part of the design of the monuments. A prominent or landmark site was usually chosen, like a road junction or a popular park. The landscaping is in effect the staging for the

monument and is an important part of the memorial's symbolism and meaning, and how it is used. Reginald Blomfield described his design aims as creating 'a sense of peace and reverence'.

As a general rule, the original fabric and design should be kept, and features repaired where necessary. Conserving the original fabric will help protect its historic significance.





Opposite (Page 18)

At Seaton Carew, North Yorkshire, the war memorial stands prominently on the seaward edge of the green.

Above

The Westleton memorial, Suffolk, is enclosed by a low hedge.

The landscape design often includes a ceremonial area, and sometimes a formal processional approach. Layouts are diverse and can include paved areas, railings, steps, flower borders and trees, gardens and avenues. Frequently the disciplined and orderly nature of the layouts is deliberate and intended to reflect the military association, create a prominent and dignified setting, and to differentiate it from the surrounding area and on-going activity.

An enclosure is typical of many schemes. The enclosure forms a sanctuary and separation from

the surroundings and echoes the garden room of the Arts & Crafts style. Rather than create secret spaces, the enclosure wall or hedge is often designed to be low, and railings open, so that the memorial is clearly visible to everyone who passes by.

Changes in levels may also be designed to accentuate the sanctity of the memorial. Steps can be used as a design device to moderate the visitor's approach to the memorial and create a sense of reverence.

5.2 Planting styles

There is little published on the planting of war memorials to date but research may reveal photographs, reports, old postcards, even lists of plants and layout plans for individual war memorial gardens. Where no evidence can be teased out, new planting could evoke the contemporary planting styles for the dates of the individual war memorial and making use of plants typical of that period.

From the outset, the planting of the Imperial War Graves Commission cemeteries was important. The planting schemes were designed to enhance the architecture of the cemetery and most importantly the graves. The cemeteries were to be attractive with 'the brightness of flowers' rather than places of gloom. Regular maintenance of the plants and grass was considered important; overgrown plants and long grass would disguise the purpose of the site. The Commonwealth War Graves Commission continues the tradition of horticultural excellence with their 900 gardeners in 154 countries.

Some of the characteristics of the war grave cemeteries are:

Trees and shrubs

In Kenyon's 1918 report the trees or shrubs were seen as the main architectural features of the Commonwealth war grave cemeteries and used to emphasise the layout. Masses of dark evergreen shrubs were favoured along with the yew for their associations with English country churchyards. Similarly the war memorials in England are often framed with trees and shrubs to create a dignified setting and to highlight the memorial. A green backdrop has been used to stage statuary and buildings for many centuries.

Sometimes the original setting of the war memorial has changed, perhaps new developments added in the streetscape. New planting may be desirable to enhance the setting for the war memorial although it should always consider the impact in the long term so planting does not cause future problems due to size, roots or pollution.



Left

A photograph from J Kirkegaard's 1912 handbook showing cottage style planting.

Right

Arts & Crafts style planting.

Lawns

The closely mown lawn was also seen as an important feature for the war grave cemeteries for its association with English gardens and their peacefulness. The plain grass was also part of the design ethos symbolising the unity of all in death and eliminating differences.

The lawn is often designed as staging for many memorials. Good quality lawns add to the architectural effect.

Plants

The Imperial War Graves Commission was influential in establishing a planting style for war graves and war memorials. Borders in front of the gravestones were planted with low-growing plants so they would not mask the inscriptions and help prevent soil from splashing back during rain, and to protect the stones from lawnmower blades. This planting principle is continued by the Commonwealth War Graves Commission.

The Imperial War Graves Commission's choice of plants and planting style was intended to recreate a sense of a cottage garden. Gertrude Jekyll's

book *A Gardener's Testament* describes such planting and collates her advice on the plants she used such as *Nepeta*, roses, *Bergenia*, forget-me-nots, foxgloves, columbine and London pride and shrubs such as the Guelder rose, whitethorn, and hazel.

Later war memorial gardens reflect the changing tastes in plants. Cottage garden borders and rose gardens remained popular but by the 1930s new features like rock gardens and displays of heathers were also fashionable and incorporated into war memorial landscape designs. The many gardening books published in this period will give ideas about planting styles and fashionable plants.

The Commonwealth War Graves Commission's [Border Planting and Design leaflet](#) includes planting schemes and lists of perennials and shrubs they use in their European cemeteries. The character of the historic planting style is maintained but mindful of presentation, maintenance, and seasonal interest, the Commission has also adapted its planting lists over time.



Plants often used by Jekyll in her border designs.

Left: *Nepeta* (Cat Mint)

Centre: *Bergenia*

Right: Lavender



The language of flowers.

Top left: Forget-me-nots
© Derek Harper and licensed for reuse under the Creative Commons Licence.

Top centre: Bay and laurel for glory

Top right: Lilies for purity

Bottom left: Roses for love and war

Bottom centre: Rosemary for remembrance, By H Zell

Bottom right: Snowdrops for hope

5.3 The symbolism of plants and trees

Some plants may also have been chosen for their meaning. The use of flowers as language grew in popularity in Victorian times and some associations continue to be well understood such as rosemary for remembrance, roses for love and white lilies for purity.

Although the wild annual poppy is now the symbolic First World War flower, it is a plant typical of disturbed ground such as ploughed fields rather than gardens. A show of poppies can look stunning but the flowers are short lived, and the seeds need to be sown each year. Ornamental poppies can be a good alternative and they also fit with the Arts & Crafts cottage garden planting style.

Trees can also be symbolic, such as oak for liberty, and bay and laurel for glory and merit. Cemeteries are often planted with evergreens or weeping forms. In many war memorial landscapes, individual trees were planted in memory of individual servicemen killed in action. Many of the memorial plaques for these trees will have been lost over time but with research they could be reinstated.



Poppies are the symbol of the First World War. The natural habitat of poppies is disturbed ground like arable fields. Ceramic poppies were 'planted' at the Tower of London to mark the 2014 centenary of the First World War.

6 Carrying Out a Landscape Project

This section looks at the four stages in carrying out a landscape project.

6.1 Stage one: understanding the significance of the memorial

Research and survey are needed to understand and record the memorial landscape; how, where, why and when it was created and why it is significant. This should happen before any changes are made to the existing landscape and features.

Physical landscape

The level of survey required will depend on the extent of the conservation works proposed. At the very least, it is necessary to understand and describe the style and condition of the architectural and landscape elements including trees, shrubs, paths, monuments, railings and benches. The different kinds of survey needed will depend on the nature of the project and are listed below.

Survey types

- A condition survey assesses the condition of any built or architectural memorial structures (*Conservation, Repair and Management of War Memorials* includes a condition survey form)
- A landscape survey records features which help to define the character of the site such as paths, fences, gates and seats
- A vegetation survey records the trees, shrubs, grass and other plants
- A survey of trees and their condition is called an arboricultural survey and includes a 'health and safety' audit. If work is proposed that affects trees an arboricultural impact assessment will also be needed. Trees must be surveyed by an expert, particularly if they are in a public space or a planning application is anticipated. The National Tree Safety Group's *Common sense risk management of trees* provides guidance
- An archaeological survey needs to be conducted if there are burial plots or historic buried features within or around the memorial site. Any necessary permissions should be granted before any work is started
- A habitat survey records the plants, birds, insects and animals. Surveys should follow the **national standard** for classifying and mapping habitats published by the Joint Nature Conservation Committee

- A utilities survey provides details of utility-related services such as water or electricity found on site. The records for these can be obtained by writing to the service providers within the area. The exact location of cables and pipes are not always as shown on plans and great care should be taken at all times if excavations are proposed. This type of survey will be needed to pinpoint the position of services if you are carrying out work such as laying a path or planting a tree
- A survey of all physical features on the site with precise measurements is called a topographical survey and is helpful as a base plan. If the memorial landscape is small you may be able to carry this out as a project team. If the memorial landscape is larger, has complicated levels, or you want to undertake extensive restoration, then you should use a specialist

- If new planting is under consideration the soil pH and type such as sands or clay should be identified. Soil type will influence the choice of plants to be used and can be found by asking local gardeners, buying a small kit or having a soil sample tested at a laboratory

Design intent

It is important to explore the design of the existing site and memorial and record your findings. Historic design should not be judged against current fashions, but understood, appreciated and conserved for its historic interest. Landscape design is a subtle mixture of materials and plants and their arrangement within a particular place. The materials are often local, reflecting the vernacular style and local character, and these characteristics should in turn be reflected in any changes or repairs.



The new garden layout at Ilfracombe, Devon, is shown in this old postcard.

There may be a 'Design Guide', 'Conservation Area Appraisal' or 'Landscape Guidelines' published by the local authority to help understand the local vernacular style and character.

Research and recording should take into account some or all of the following issues and considerations to a level appropriate for the project:

- Consider the landscape design style. Does research show that any particular designer was involved? If so, research into their work can inform the understanding of their designs. Are there other local features designed by the same person?

- The landscape features help to emphasise the overall design. Are there artworks by notable artists or sculptors, avenues of trees, paths laid out in a particular pattern or railings that separate areas from each other?
- It is important to understand the setting of the memorial landscape. Is it situated in the centre of the community or closer to the edge? Was the setting different when it was first established? Have buildings or roads 'grown up' around it? The location and its original surrounding area are likely to have affected the landscape design



A design for a memorial lamp and bench at Hoar Cross, Staffordshire.
© Staffordshire Record Office.

- Consideration should be given to how views shaped the original landscape design. The design may enhance both views within the memorial landscape and views out of it, which may draw in elements such as church towers, significant trees or hills. Similarly, views to the memorial landscape from the surrounding area may be important. Such original views should be maintained, enhanced and restored where appropriate
- Memorial landscape designs may also be functional. Seating may have been included for quiet reflection and rest or spaces laid out for ceremonies or sports. It is useful to consider whether the purpose has changed over time, and if so, whether the original purpose should be reinstated



The 1921 plan for Ipstones Recreation Ground, Staffordshire.
© Staffordshire Record Office.

Historical research

The historical context of the site is important when considering any possible changes as it highlights the origins and development of the landscape. War Memorials Trust's helpsheet [Researching the History of a War Memorial](#) provides suggestions on potential sources of information. The Parks & Gardens UK [website](#) also has guidance on researching historic parks and gardens. The following may also be of help:

- Check whether the site is recorded on [War Memorials Online](#) and the [War Memorials Register](#)
- Check whether the site is listed on the local authority's Historic Environment Record (HER) and/or is on the online [National Heritage List for England](#)
- Check whether the site is recorded in the county gardens trust records or on the online [Parks & Gardens UK](#) database
- Is the site on past editions of the Ordnance Survey (OS) map for the location? On which map does it first appear? The OS's third epoch of maps date from 1904 to 1939 and there are probably two scales 1:10,560 and 1:2,500 available for your area. The maps will help to date the war memorial landscape and may show the original location of paths or features and changes over time
- Are any of the trees ancient or veterans, or notable specimens?
- Are there any of the trees or other plantings dedicated as memorials? War Memorials Trust's helpsheet [Researching the Names on a War Memorial](#) will help with research on the dedications. A local history group could help with the research

Keeping records and adding to the national databases

It is important to find original documents and images, and to keep a record of everything found (including photocopies or details of the original documents and where they are kept) during the research process so that those who follow do not need to re-do the work. It is also important to make sure that the research is added to the local Historic Environment Record (HER) and if appropriate, archives lodged with the local record office or local studies library. The project plans and policies for on-going site management could be deposited too. Over the years, any new documentation created (such as annual reports by an arboriculturist or ecologist) should be added to the record collection. Planting lists and maintenance costs will all provide good information for those managing the memorial landscape in the future.

As part of the First World War centenary, there are several initiatives to record all war memorials. The online database for historic parks and gardens, [Parks & Gardens UK](#) would welcome details of war memorial parks and gardens to add to its website. [War Memorials Online](#) and the [War Memorials Register](#) would also welcome additional information for their inventories, including photographs.

Social and community context

Understanding what the memorial site means to the local community and how it is used forms a critical part of the project planning process. It is important to consult with local people and the community and use the findings to inform your project. The [Heritage Lottery Fund](#) provides online guidance on community participation. In particular, research should be carried out to identify:

- Who uses the memorial landscape
- Who has an interest in it
- Who needs to be asked for their views

The process should involve exploring local knowledge of the site and attempting to back this up with documentary evidence.

Some useful sources of information may include:

- Local people – talk to them, find out what they know, what they remember and whether they have old photographs and documents
- Local schools or history groups – they may have already done a project on the memorial

Statement of significance

All memorials have inherent significance due to their commemorative purpose. However, some memorials will have a higher level of significance because they are the work of a noted landscape designer, architect or surveyor or include works by a sculptor or artist, or they are a significant example of national interest.

All the information gathered in stage one helps to draw up a statement of significance. This statement summarises the key features of the memorial landscape and helps plan the project and work priorities, and future protection and upkeep. If an element is considered intrusive or detrimental to the original design intent then this is given a negative value in the statement of significance.



The Promenade de Verdun in Purley, Surrey, commemorates the French battle in 1916.

6.2 Stage two: planning a project

Once the significance and statutory requirements of the site have been assessed and understood, the planning stage for any conservation work can begin.

There are lots of different issues to consider in the project planning process. In particular, it is important to remember that landscapes change with the seasons so it will take a whole year to fully appreciate the plants and wildlife present. That is why changes should not be rushed; if the year-round landscape is not fully understood, changes could easily destroy something that is currently dormant.

Changes do not necessarily have to be big; small changes can make a significant difference, especially with designed landscapes which benefit from regular care and attention. Regularly cutting the grass, weeding the beds and sweeping the hard surfaces will bring a substantial change to a neglected memorial landscape and can provide time to consider

further works whilst demonstrating care for the memorial. Reinstating the original purpose such as holding memorial services is also a powerful form of non-physical restoration.

Conservation and repair

The first step should be to conserve and repair what is already present, including those items identified as having significance.

As a general rule, it is better to keep as much original fabric and design as possible; repair features where necessary and only replace where there is absolutely no alternative. The original design was carefully worked out and small changes may significantly damage the composition. Preserving authentic and original features helps enhance the significance of a site and maintaining original plants or trees increases the natural value of the landscape. Damage or deterioration may be a result of a lack of maintenance rather than a problem with the material itself. Therefore repair or replacement with the same material may solve the problem as long as it is maintained.

Conservation definitions

Historic England's *Conservation Principles* was published to help guide decision-making for historic assets and sites, and defines terms:

Conservation – The process of managing change to a significant place in its setting in ways that will best sustain its heritage values, while recognising opportunities to reveal or reinforce values for present and future generations

Maintenance – Routine work regularly necessary to keep fabric of a place in good order

Renewal – Comprehensive dismantling and replacement of an element of a place, in the case of structures normally reincorporating sound units

Repair – Work beyond the scope of maintenance, to remedy defects caused by decay, damage or use, including minor adaptation to achieve a sustainable outcome, but not involving restoration or alteration

Restoration – To return a place to a known earlier state, on the basis of compelling evidence, without conjecture

Features that are broken can be a hazard to the public. Items such as railings, fencing and broken paving should be repaired and made safe according to their original standard and design; specialists may be required.

Work should be carried out on trees that may be unsafe or in decline; ensure that professional advice is taken regarding the structural condition of the trees in areas of high public access. Tree works can extend the life of existing trees; for example, crown lifting removes the lower branches of a tree and can improve access and visibility without detracting from the overall benefits of the tree. All work to trees in public places should be undertaken by a professional tree surgeon.

Both soil shrinkage and root pressure damage from trees are difficult to predict but there are some combinations of tree species and soil types such as oak on clay which make damage from tree roots more likely. Seek professional assistance from an arboriculturist if necessary and remember that removing a tree can sometimes create as many problems as keeping it. For example voids created from removing large tree roots can cause the ground levels to slump.

Shrubs can be pruned, coppiced (cut to the ground and allowed to regrow) or reshaped to create formal hedges or softer shapes depending on the intended design. It is important to undertake the correct type of pruning at the right time of year for each species as incorrect pruning can kill shrubs or remove the flowering potential for the next year.

Herbaceous plants and bulbs come and go at different times of year providing variety and colour to the landscape. They are shorter lived than trees and shrubs and may need to be replaced after five to ten years; sometimes lifting the plants from the ground and dividing them into smaller clumps will extend the life and provide new plants.

Regularly cutting grass reduces weeds and improves the lushness. Trimming the edges of a grassed area improves the appearance almost as much as cutting the grass itself as it keeps the edges of the turf firm, and thickens it so it is easier to maintain and keep to the intended shape. Lawns in poor condition may require localised re-seeding, weed and moss control, spiking and/or top dressing to restore a good, hard-wearing surface. If in keeping with the historic design, areas of long meadow-style grass (cut once or twice a year) can provide a pleasing contrast to short mown grass, allowing native flowers to flourish and creating valuable habitat for bees, butterflies and other wildlife.

Referring to old photographs and other historic images can help guide the general character of plant management. Once the research has been done and a plan has been made, horticultural work could be carried out by amateur gardeners or volunteers.

Hard surfaces, paths, roads and steps should be swept clean regularly to reduce the build-up of debris that leads to slippery surfaces and the ingress of plant seedlings. These can lead to damage of the surfaces, allowing water in and resulting in further breakdown during freezing weather. Some hard surfaces such as crazy paving are typical and representative of the time when many war memorials were laid out. These are part of the historic character and significance; if there is a trip hazard, make safe in keeping with the original design.

Opposite (Page 31): Heath Town Park war memorial, Wolverhampton.

Top: around 1920

Middle: in a deteriorated state around 2000

Bottom: in 2014, after receiving two grants from the Grants for War Memorials scheme.

All 3 images © Wolverhampton City Council.



Restoration

Another step in the process is restoring a memorial landscape to its original design, intent or purpose should the survey show that this is needed. This could include reinstatement of lost features to help understand the significance of the historic design. Restoration does not necessarily mean removing any later additions. Second World War additions, for example, have value in their own right. However, features such as paving or railings may have been introduced which with hindsight are not considered in keeping or sensitive to the memorial or the historic landscape design.

This stage is likely to involve a combination of repair and replacing like-for-like where necessary to maintain the site in good condition and in its original character. This may not involve any major physical changes; regular use and maintenance of the memorial landscape will improve its communal value and in turn encourage good management.

The original planting positions and choice of trees are part of the design of the memorial landscape and may have been symbolic; maples were often planted to commemorate the Canadian contribution to the war; trees may be planted in rows or in the shape of a cross. Wherever possible dead or missing trees should be replaced in the same location and with the same species. However, some tree species, such as elm or horse chestnut, may now be inappropriate to plant due to disease susceptibility. In such cases, take advice about appropriate replacement species from an arboriculturist or the local authority tree officer and aim to invoke the original intent of the historic character.

Shrubs and herbaceous plants may well have outgrown their original design intent if they have survived. If there are original planting plans, lists or early photographs available, these can be used to devise a plan to replant the spaces. If there is no documentary or plant material evidence available, a plan may be drawn up using plants that were available at the date of the memorial installation, appropriate to the historic design, and suitable for the local environment.

Lawns may have been removed to make way for hard surfaces. If appropriate, restore areas back to grass as lawns increase a feeling of calm and space as well as offering environmental benefits.

Hard surface materials, edgings and shape may have been changed over the years. If possible and practical, restore these back to the original design.

Some items identified as detracting from the significance may need to be removed. Trees, shrubs and plants that are inappropriate, for example self-set sycamore or other invasive species, may need to be removed to restore the original design. Items should only be removed following careful consideration. These decisions are just as important as deciding on any additions.



Top

The 1922 gates at Whitehall Recreation Ground, Warwickshire, were moved to their current position in 1987 to allow for a new access road to the sports centre.

© Ian Rob and licensed for reuse under the Creative Commons Licence.

Bottom

Railings have been added to the 1921 memorial clock tower at Shaldon, Devon.

© Jenifer White.

New landscape proposals

Sometimes restoration and conservation are not sufficient and new landscape proposals may be required, for example to improve access or security, to reduce anti-social behaviour, to screen unsightly developments, to provide a new facility or to enable a new use. New works should only be a last resort where there is no alternative.

The effect of any new proposals on the significance of the memorial landscape must be carefully considered. It may be more appropriate not to introduce any changes; for example, a well-maintained and used site is one of the best ways to deter anti-social behaviour and vandalism. The community should be consulted on any alterations and additions.

Sustainability is important when considering new landscape proposals; for example, will they require extra maintenance, cleaning, repairs or security?

New proposals must be appropriate to the war memorial and its original purposes. War Memorials Trust does not support the development of memorial landscapes for residential or commercial purposes unless it is appropriate to the original intention.

New tree planting will have a long-term influence upon the character of the memorial landscape and should be carefully considered in relation to species, ultimate size, shading and structural safety. If the soil in or around the memorial landscape is shrinkable clay, particular care should be taken when planting new trees close to existing structures and professional advice sought from a landscape architect or arboriculturist.

When considering new planting, thought should be given to the effect that it has on all of the senses and the potential for symbolic meaning. Long-term design aims, growth rates and the moisture demand of new planting, potential root hazards should be all be considered.

It is important to consider the retention of habitats that have become established including wild flower communities or regenerating woodland and to promote the creation of new ones for the benefit of biodiversity and local wildlife.

Any new areas of hard surfacing that are introduced should complement the existing surfacing. The decision will depend on whether the new surface is to form an extension to an existing space (where the materials may blend) or a separate space (where a contrast can indicate that it is new), but using fewer surface types often creates a calmer setting.

The site and its context need to be taken into consideration when choosing materials - the right thing for the right place. In general, 'natural' surfacing materials such as flagstones are preferable as they blend better with the natural environment, have better sustainability and durability compared to some modern artificial hard surfaces and are often easier to repair or replace. [The Conservation, Repair and Management of War Memorials](#) provides guidance on stone, metals, timber, brick, concrete mortars and other materials used. Landscaping handbooks provide guidance on the repairing of paths and paving.

Wreath holders, plaques or new railings may be under consideration as new elements for the memorial landscape. These should only be added if there is a genuine need and should always be in keeping with the original design. It is important to consider the materials used for any additions and how they will weather over time, particularly alongside existing and original elements. New elements may also require planning permission so always check with your local authority.

The restoration and those who contributed to it can be recognised and acknowledged in the press or on the web. New commemorative plaques do not have to be physically placed in the landscape. Such additions are often not sustainable in the long term and often detract from the memorial and its primary commemorative function.

Memorial landscapes need to be accessible, however, changes to improve access need to be carefully integrated. Changes in levels and steps are common accessibility challenges. Sometimes an alternative access route may be possible, for example in the case of steep steps to the front, access may be possible from the side or rear of the memorial. While in some cases physical access may be limited, an inclusive experience can still be achieved through ways which do not involve altering the historic character and fabric of the landscape. Improvements to surfacing also need to consider the original design intent and ease of access. Loose gravel is difficult for wheelchair users and others; and poorly maintained paving can be hazardous. Historic England's [Easy Access to Historic Landscapes](#) provides further guidance.

Some memorial landscapes are enclosed with railings and gates, or open only during daylight hours. Unfortunately this does not always prevent anti-social behaviour, which is more effectively deterred through public scrutiny and regular use. Designing out secluded areas and increasing overlooking from public footpaths or roads can help reduce anti-social behaviour. The effectiveness of deterrent measures can be enhanced by informal wardening or active surveillance. War Memorials Trust provides guidance on [war memorial theft](#) prevention and solutions, including suggestions on how to deter theft and vandalism of memorial structures.

6.3 Stage three: putting the plan into practice

Once the planning is complete, it is time to get started. This section looks at how to set up a project, getting specialist help and applying for grants.





If the war memorial landscape is relatively small and simple, it may be possible to carry out all elements of the project within a project team. For example, if there are no trees and there are none in the original design, there will be no need for arboricultural assistance. The scale of the war memorial landscape will determine the resources required and whether work can be completed within a group of volunteers.

Getting specialist help

Sometimes specialist help is required - the most likely sources and the services they provide are listed below. When commissioning specialists, check their qualifications and accreditations, experience, relevant projects and references from other clients, and their public liability insurance cover. Competitive quotes and tenders should be sought. There are additional procurement regulations for projects involving public funding and grants. Further advice on seeking tenders and commissioning consultants and contractors is given in *The Conservation, Repair and Management of War Memorials*.

- Landscape architects work to protect, conserve and enhance the natural and built external environment for the public benefit and can design and direct larger landscape projects. They can help co-ordinate other specialists. The chartered professional Landscape Institute's [website](#) has a searchable database of registered practices and guidance on appointing landscape architects

- Arboricultural consultants provide survey information and advice with regard to trees. [The Arboricultural Association](#) provides advice and guidance on finding an registered consultant arboriculturist and/or a contractor/tree surgeon to carry out works
- Ecologists provide information and advice about fauna and flora. They can undertake a Phase 1 Habitat Survey and advise on legal issues and consents regarding protected species or invasive plants, and mitigation measures. The Chartered Institute of Ecology and Environmental Management provides helpful advice and information on its [website](#)
- Topographical surveyors will survey the land and produce a plan showing location, measurements and heights. The Survey Association is the trade body for commercial survey companies in the UK
- *The Conservation, Repair and Management of War Memorials* provides advice on architectural conservation professionals and contractors. War Memorials Trust can also provide assistance



6.4 Stage four: how to keep going for the next 100 years

It is important to consider how the memorial landscape will be cared for over the long-term future, both physically and financially.

Management and maintenance

New and existing landscape elements need regular management and maintenance to ensure that the site is presented to a high standard appropriate for a memorial.

Ensuring new planting establishes well

A rigorous regime of weeding, watering, fertiliser treatment and formative pruning will get new trees, shrubs and other planting off to a good start. Regular checking of plants and replacement of those that die or are not thriving is recommended.

General maintenance can be undertaken by volunteers and amateur gardeners once an appropriate programme is in place.



Opposite (Page 36)

Tree work such as crown lifting (top left), crown thinning (bottom) or hedge restoration (top right) may be needed.

© Historic England/Liz Pepperell.

Above

Members of the Air Training Corps and Army Cadet Force on parade at a Remembrance Sunday ceremony in Ripon, North Yorkshire.

By Peter Astbury.

Conservation management plans and maintenance plans

These plans assemble all the historic documents and site survey information, assess the significance, and provide plans for looking after the landscape and structures in the future – usually for the next 25 years. These documents are often drawn up by experienced professionals, but this important task can be undertaken within the project group if other means are not available.

Long-term management plans should cover issues including on-going care, repair, health and safety checks and the replacement of landscape elements when necessary.

A long-term plan for tree management – starting with an assessment of what you have, life expectancy, their value and condition – should be produced with the aim of maintaining and enhancing the trees in keeping with the historic landscape design. An annual health and safety check is likely to be required for mature trees.

An annual review of shrubs and other planting is useful to see what works well and what does not. Replacing a few plants each year makes the work and costs manageable and helps to maintain the landscape over the long term.

Within the grass areas, annual feeding and control of weeds and moss helps to keep the grass lush, looking good and manage wear and tear.

In appropriate areas site management should aim to enhance the ecological value, eg habitats for hedgehogs, stag beetles, reptiles, other endangered animals and wild flowers. Protected species on the site may be subject to annual monitoring.

Hard surfaces, walls, fences and furniture like benches and bins require regular cleaning, repair and may need re-painting.

Joining in the [Green Flag Award Scheme](#), the national benchmark standard for parks and green spaces, can help to motivate good upkeep of the war memorial landscape.

Architectural features will require regular maintenance checks and may need specialist skills for repair. See [The Conservation, Repair and Management of War Memorials](#).

Protecting sites

Memorial landscapes are often prime sites for re-development. It is important that they are adequately protected against inappropriate development and that the community is given an opportunity to comment on all plans. Memorial landscapes may be protected by statutory designations and/or by a charitable status. Historic England's [website](#) provides information on listing war memorials and how to apply. There is also a guidance publication [Listing War Memorials in England. A Guide for Volunteers](#).

Fields in Trust protects land charitably and non-charitably depending on the wishes of the landowner. Information about Fields in Trust, which landscapes are currently protected and how to turn a memorial landscape into a Field in Trust can be found on their [website](#).

Records

The records collected during the project stages should be kept together safely alongside plans and policies for on-going site management. Consider depositing such records at your local record office. Over the years, any new documentation created (such as annual reports by an arboriculturist or ecologist) should be added to the record collection. Planting lists and maintenance costs will all provide good information for those managing the memorial landscape in the future.

7 Funding

War Memorials Trust [website](#) has up-to-date information on grants which through the centenary of the First World War are available at up to 75 per cent of project costs, potentially up to £30,000. WMT can offer advice from the earliest stage of your project and also publishes helpsheets on various topics such as fundraising. [Fields in Trust](#) can also advise and help find funding.

The [Heritage Lottery Fund](#) has several grant programmes. There are small grants of £3,000-£10,000 available for projects exploring the heritage of the First World War; the Our Heritage grants can help with projects about protecting and sharing heritage; and the Parks for People programme offers grants from £100,000 to £5,000,000 for restoring public parks and green spaces.



Worcester's Gheluvelt Park, Worcestershire.

The park commemorates the local regiment's 1914 Belgian battle victory. The park was restored with a Heritage Lottery Fund and Big Lottery grant, and added to the National Heritage List for England in 2015.

8 References

8.1 Historic England

Historic England publications are available from [HistoricEngland.org.uk/images-books/publications](https://www.historicengland.org.uk/images-books/publications)

Caring for Historic Graveyard and Cemetery Monuments

Easy Access to Historic Buildings

Easy Access to Historic Landscapes

Introductions to Heritage Assets: Domestic Housing for Disabled Veterans 1900 to 2014

Introductions to Heritage Assets: War Memorial Parks and Gardens

Listing War Memorials in England. A Guide for Volunteers

Listing Selection Guide: Commemorative Structures

Paradise Preserved: An Introduction to the Assessment, Evaluation, Conservation and Management of Historic Cemeteries

Register of Parks and Gardens Selection Guide: Landscapes of Remembrance

Register of Parks and Gardens Selection Guide: Urban Landscapes

The Conservation, Repair and Management of War Memorials

The Listing and Grading of War Memorials

Types of War Memorials

8.2 War Memorials Trust

War Memorials Trust's helpsheets are available at www.warmemorialstrust.org/a-z and include information on subjects such as:

researching the history of a war memorial

establishing who owns a war memorial

fundraising for war memorial projects

grants and funding available for war memorials

procurement for war memorial projects

8.3 Other publications and references

A list of books on war memorials can be found at www.warmemorials.org/bibliography

History

Brown, Jane 1982 *Gardens of a Golden Afternoon. The story of a partnership: Edwin Lutyens & Gertrude Jekyll*. London: Penguin Books

Comité Régional de Tourisme Nord-Pas de Calais' website *Remembrance Trails*
www.remembrancetrails-northernfrance.com/history/great-war-remembrance/general-principles-for-laying-out-war-cemeteries.html

Garden History Society 2014 *Memorial Gardens and Landscapes: Design, Planting and Conservation* Garden History Journal Volume **42**: Supplement **1** (Autumn 2014) www.gardenhistorysociety.org, including:

David Lambert '“A Living Monument”: Memorial Parks of the First and Second World Wars', pages 34-57

Amy Davidson 'War Memorial Landscape Heritage in England', pages 58-72

Maria Luczak 'A Memorial Park and Garden City for Fleetwood, Lancashire', pages 73-89

Sarah Joiner 'The Evolution of the Planting Influences of the Imperial War Graves Commission from its Inception to the Modern Day', pages 90-106

Kenyon, Lt Col Sir Frederick 1918 *War Graves. How the Cemeteries Abroad will be Designed*. London: HMSO

Loudon, John Claudius 1843 *On the Laying Out, Planting, and Managing of Cemeteries, and on the Improvement of Churchyards*.

Miller, Kristine F 2013 *Almost Home. The Public Landscapes of Gertrude Jekyll*. Amsterdam: Architectura & Natura Press

Robinson, William 1883 *God's Acre Beautiful*.

Robinson, William 1883 and later editions *The English Flower Garden*.

Rutherford, Sarah 2013 *The Arts and Crafts Garden*. Oxford: Shire Publications

Royal Horticultural Society 2014 *The Garden* (November 2014):

Roy Lancaster 'Fallen Gardeners and Species Named after Them. A Living Memorial. Remembering Staff from Royal Botanic Garden Edinburgh Killed in the First World War', pages 48-49

Ambra Edwards 'Lest We Forget. The First World War ended with a Golden Era of Gardens, and the Lives of Many who kept them', pages 61-64

Waymark, Janet 2003 *Modern Garden Design. Innovation since 1900*. Thames & Hudson: London

Weaver, Lawrence 1915 *Memorials and Monuments, Old and New*.

Plants and trees

Commonwealth War Graves Commission 2012 *Border Planting and Design*
http://issuu.com/wargravescommission/docs/border_planting_and_design

Commonwealth War Graves Commission *The Commission's Horticulture* Information Sheet
<http://issuu.com/wargravescommission/docs/horticulture>

Jekyll, Gertrude 1900 *Home and Garden*.

Jekyll, Gertrude 1908 *Colour in the Flower Garden*.

Jekyll, Gertrude 1937 *A Gardener's Testament*.

Greenaway, Kate 1977 *Language of Flowers*. London: Frederick Warne & Co Ltd

Mitchell, A. 1974 *A Field Guide to the Trees of Britain and Northern Europe*. Glasgow: William Collins, Sons & Co Ltd

Royal Horticultural Society 2011 *Good Plant Guide*. London: Dorling Kindersley

Project planning guidance

Forestry Commission 2007 *Tree Felling. Getting Permission*. [www.forestry.gov.uk/pdf/treefellingaugust.pdf/\\$FILE/treefellingaugust.pdf](http://www.forestry.gov.uk/pdf/treefellingaugust.pdf/$FILE/treefellingaugust.pdf)

Heritage Lottery Fund 2010 *Community Participation* www.hlf.org.uk/community-participation

Heritage Lottery Fund 2012 *Parks for People conservation plan guidance*. www.hlf.org.uk/parks-people-conservation-plan-guidance

Heritage Lottery Fund 2012 *Parks for People management and maintenance plan guidance*. www.hlf.org.uk/parks-people-management-and-maintenance-plan-guidance

Joint Nature Conservation Committee (JNCC) (2010) *Handbook for Phase 1 habitat survey - a technique for environmental audit*. http://jncc.defra.gov.uk/PDF/pub10_handbookforphase1habitatsurvey.pdf

Lambert, D, Goodchild, P and Roberts, J 2006 *Parks and Gardens. A researcher's guide to sources for designed landscapes*. Redhill: Landscape Design Trust in association with English Heritage

National Tree Safety Group 2012 *Common sense risk management of trees. Guidance on trees and public safety in the UK for owners, managers and advisers*. [www.forestry.gov.uk/pdf/FCMS024.pdf/\\$FILE/FCMS024.pdf](http://www.forestry.gov.uk/pdf/FCMS024.pdf/$FILE/FCMS024.pdf)

Watkins, John and Wright, Tom (Eds) 2007 *The Management & Maintenance of Historic Parks, Gardens & Landscapes. The English Heritage Handbook*. London: Frances Lincoln Ltd.

9 Where to Get Advice

UK War Memorials ukwarmemorials.org is the one stop shop for information on all UK war memorials, and sources of advice and funding.

9.1 Useful organisations

Arboricultural Association

The Association delivers professional standards and guidance in tree care. The Association has an online directory of approved tree surgeon contractors.

Arboricultural Association
The Malthouse
Stroud Green
Standish
Stonehouse
Gloucestershire GL10 3DL
Tel: 01242 522152
admin@trees.org.uk
www.trees.org.uk

Association of Gardens Trusts – see **The Gardens Trust**

Commonwealth War Graves Commission

The Commission cares for cemeteries and memorials at 23,000 locations, in 154 countries.

Commonwealth War Graves Commission
2 Marlow Road
Maidenhead
Berkshire SL6 7DX
Tel: 01628 634221
www.cwgc.org

Garden History Society – see **The Gardens Trust**

Fields in Trust

Fields in Trusts is a national charity founded in 1925 as the National Playing Fields Association by King George V. Its mission is to ensure that everyone – young or old, able or disabled and wherever they live – should have access to free, local outdoor space for sport, play and recreation. The Trust's Centenary Fields programme aims to secure recreational spaces in perpetuity to honour the memory of the millions of people who lost their lives in the First World War. The programme is run in partnership with the Royal British Legion and Poppyscotland.

Fields in Trust
Unit 2D Woodstock Studios
36 Woodstock Grove
London W12 8LE
Tel: 020 7427 2110
info@fieldsintrust.org
www.fieldsintrust.org

Green Flag Award Scheme

The Green Flag Award scheme recognises and rewards the very best green spaces and sets a benchmark of excellence for recreational green areas.

Elizabeth House
The Pier
Wigan WN3 4EX
Tel: 01942 612 602
<http://www.greenflagaward.org.uk/>

Heritage Lottery Fund

Using money raised through the National Lottery, the Heritage Lottery Fund gives grants to sustain and transform our heritage through projects which make a lasting difference for heritage and people. It receives 20 per cent of the funds raised for good causes by the National Lottery.

The Heritage Lottery Fund provides a range of guidance about organising and running projects including public parks, and community participation. The Heritage Lottery Fund is part of the National Heritage Memorial Fund which originated as a thank-offering for victory and a memorial after the Second World War.

Heritage Lottery Fund
7 Holbein Place
London SW1W 8NR
Tel: 020 7591 6042 / 6044
enquire@hlf.org.uk
www.hlf.org.uk

Historic Environment Records and the Heritage Gateway

Historic England's Heritage Gateway provides access to local and national records on the historic environment including approximately 60 per cent of England's Historic Environment Records (HERs).
www.heritagegateway.org.uk

Chartered Institute of Ecology and Environmental Management (CIEEM)

The chartered professional body for ecological and environmental management.

CIEEM
43 Southgate Street
Winchester
Hampshire SO23 9EH
Tel: 01962 868626
enquiries@cieem.net
www.cieem.net

Landscape Institute

The chartered professional body for landscape architects and professionals. The website includes a searchable list of registered practices.

Landscape Institute
107 Gray's Inn Road
London WC1X 8TZ
Tel: 0207 685 2640
www.landscapeinstitute.co.uk

Natural England

Natural England is the Government's adviser on the natural environment, providing practical scientific advice on how to look after England's landscapes and wildlife. Their website provides advice on protected sites and species, and licencing.

Natural England
Block B Government Buildings
Whittington Road
Worcester WR5 2LQ
Tel: 0300 060 3900
enquiries@naturalengland.org.uk
www.gov.uk/government/organisations/natural-england

National Federation of Cemetery Friends

The Federation represents groups of volunteers interested in conserving cemeteries. The Cemetery Friends give their time clearing and maintaining areas, often working with local ecology groups to maintain a balance between wildlife and heritage. Friends may also provide guided walks, events and work on projects.

www.cemeteryfriends.org.uk

National Federation of Parks and Green Spaces

The Federation is an umbrella organisation for local friends groups.

info@natfedparks.org.uk
www.natfedparks.org.uk

Parks & Gardens UK

The online resource for historic parks and gardens providing information on UK parks, gardens and designed landscapes and all activities concerned with their promotion, conservation and management. Parks & Gardens UK works closely with the Association of Gardens Trusts, the county gardens trusts and the Garden History Society. Parks & Gardens UK is developing a gazetteer of War Memorial Parks and Gardens.

www.parksandgardens.org

Royal Horticultural Society's Lindley Library

The library holds collections of printed books, magazines and journals on gardening, as well as botanical art and photographs. It also holds the archives of the RHS and personal archives of notable gardeners and garden designers

Lindley Library London
80 Vincent Square
London SW1P 2PE
Tel: 020 7821 3050
library.london@rhs.org.uk

The Conservation Volunteers(TCV)

A charitable organisation organising volunteer practical conservation and environmental tasks. Formerly known as the British Trust for Conservation Volunteers (BTCV).

TCV
Sedum House
Mallard Way
Doncaster DN4 8DB
Tel: 01302 388 883
information@tcv.org.uk

The Gardens Trust (formerly the Association of Gardens Trust and the Garden History Society)
The Gardens Trust champions the conservation, protection, study and research of historic parks and gardens across the UK. There are 36 county gardens trusts too. Their contact details are available on The Gardens Trust website. The Gardens Trust also works closely with Parks & Gardens UK.

The Gardens Trust
70 Cowcross Street
London EC1M 6EJ
Tel: 0207 608 2409
info@thegardenstrust.org
www.thegardenstrust.org

The Survey Association (TSA)

The Survey Association, known generally as TSA, is the trade body for commercial survey companies in the UK.

TSA
Northgate Business Centre
38 Northgate
Newark-on-Trent
Nottinghamshire NG24 1EZ
Tel:01636 642840
office@tsa-uk.org.uk
www.tsa-uk.org.uk

War Memorials Trust (WMT)

WMT works for the protection and conservation of war memorials in the UK. It provides advice and information as well as running grant schemes for the repair and conservation of war memorials. The website provides a range of resources about war memorials and their preservation.

War Memorials Trust
42a Buckingham Palace Road
London SW1W 0RE
Tel: 020 7233 7356 / 0300 123 0764
conservation@warmemorials.org
www.warmemorials.org
www.warmemorialsonline.org.uk

The Wildlife Trusts

There are 47 individual Wildlife Trusts covering the whole of the UK. Each Wildlife Trust is an independent charity. As well as managing land, the trusts can also provide wildlife advice.

The Wildlife Trusts
The Kiln
Mather Road
Newark NG24 1WT
Tel: 01636 677711
enquiry@wildlifetrusts.org
www.wildlifetrusts.org

UK War Memorials

ukwarmemorials.org

War Memorials Register

The Imperial War Museum Register manages the national database of information about war memorials across the UK.

memorials@iwm.org.uk
www.iwm.org.uk/memorials/

9.2 Contact Historic England

East Midlands
2nd Floor, Windsor House
Cliftonville
Northampton NN1 5BE
Tel: 01604 735460
Email: eastmidlands@HistoricEngland.org.uk

East of England
Brooklands
24 Brooklands Avenue
Cambridge CB2 8BU
Tel: 01223 582749
Email: eastofengland@HistoricEngland.org.uk

Fort Cumberland
Fort Cumberland Road
Eastney
Portsmouth PO4 9LD
Tel: 023 9285 6704
Email: fort.cumberland@HistoricEngland.org.uk

London
1 Waterhouse Square
138-142 Holborn
London EC1N 2ST
Tel: 020 7973 3700
Email: london@HistoricEngland.org.uk

North East
Bessie Surtees House
41-44 Sandhill
Newcastle Upon Tyne NE1 3JF
Tel: 0191 269 1255
Email: northeast@HistoricEngland.org.uk

North West
3rd Floor, Canada House
3 Chepstow Street
Manchester M1 5FW
Tel: 0161 242 1416
Email: northwest@HistoricEngland.org.uk

South East
Eastgate Court
195-205 High Street
Guildford GU1 3EH
Tel: 01483 252020
Email: southeast@HistoricEngland.org.uk

South West
29 Queen Square
Bristol BS1 4ND
Tel: 0117 975 1308
Email: southwest@HistoricEngland.org.uk

Swindon
The Engine House
Fire Fly Avenue
Swindon SN2 2EH
Tel: 01793 445050
Email: swindon@HistoricEngland.org.uk

West Midlands
The Axis
10 Holliday Street
Birmingham B1 1TG
Tel: 0121 625 6870
Email: westmidlands@HistoricEngland.org.uk

Yorkshire
37 Tanner Row
York YO1 6WP
Tel: 01904 601948
Email: yorkshire@HistoricEngland.org.uk

9.3 Acknowledgements

Other images licensed for reuse under the Creative Commons Licence. CC BY-SA 2.0 (<http://creativecommons.org/licenses/by-sa/2.0>), via Wikimedia Commons.



Historic England

We are the public body that looks after England's historic environment. We champion historic places, helping people understand, value and care for them.

This publication is one of a number of Historic England projects to mark the centenary of the First World War.

Please contact guidance@HistoricEngland.org.uk with any questions about this document.

HistoricEngland.org.uk

If you would like this document in a different format, please contact our customer services department on:

Tel: 0370 333 0607

Fax: 01793 414926

Textphone: 0800 015 0174

Email: customers@HistoricEngland.org.uk



Please consider the environment before printing this document

HEAG005

Publication date: 2012 © War Memorials Trust

Reissue date: January 2016 © Historic England

Design: Historic England